

Cleveland State University
Spring Semester, 2007
Maxine Goodman Levin College of Urban Affairs
Department of Urban Studies

Course Syllabus
UST 302 Section 502
Topic: Contemporary Urban Issues

Instructor: Dr. Wendy Slone
Meeting Time: Web-Based Course
E-mail Address: Utilize WebCT e-mail function.
Office Hours: By Appointment Only.

Technical Support: Caryn Eucker (216) 687-6898, or contact the College of Urban Affairs Help Desk/Labs, UR 39 & 40 (216) 687-2200 or e-mail: help@urban.csuohio.edu. **Help Desk** Hours Monday – Thursday 8:00 a.m. to 10:00 p.m., Friday and Saturday 8:00 a.m. to 6:00 p.m.

Course Meeting: Students' are required to meet on Saturday, January 13, 2007 from 9:00 a.m. – 12:00 p.m. in **UR 107** located in the Urban Affairs Building. UR 107 will be available to students' participating in the course Saturday's from January 13, 2007 through April 28, 2007 if students need to meet.

Course Instruction: This class will be entirely taught on WebCT. This course will not utilize lectures for instruction. Questions regarding the course should be submitted to the instructor via WebCT e-mail only. Students requiring additional assistance must make an appointment with the instructor.

Course Description: This is an upper-level undergraduate course designed to explore American urban life through the lens of race, class, and ethnicity. Through these lenses, we will consider political, societal, and economic issues as they related to urban life.

Many of the topics covered in this course may be controversial, and challenge peoples opinions relative to the material covered in the course. Therefore, do not take differences in opinion personally. Having respect for people having differences in opinion is fundamental to having open educational discourse.

This course fulfills a Writing across the Curriculum (WAC) requirement.

Course Objective: The course consists of readings, group discussions, written assignments, written mid-term/final, and an in-class presentation. Because this course is entirely web-based, issues relative to course readings, group discussions, written assignments, and the mid-term and final will occur on-line via WebCT. Therefore, it is imperative students taking the course are familiar with computers and the Internet.

Course Requirements: Students are required to meet the following criteria for this course:

- (1) **Prepare/submit all written assignments, mid-term, and final exam via WebCT on time. Late assignments will not be accepted without prior approval from the instructor;**
- (2) **Read all readings assigned for the course;**
- (3) **Participate actively in group discussions.**

Course Methodology: This course is entirely web based will consist of students' ability to utilize scholarly literature i.e., journals, Internet, etc. to research/collect relevant data/material to complete/submit the writing assignment developed for this course.

Written Assignments: Two written assignments are required for this course. Papers for the written assignments must follow the following guidelines established for a traditional research paper. The written assignments must:

- (1) **Use a minimum of five (5) legitimate reference resources, four (4) of which cannot be from material assigned in this course.** Legitimate reference resources include the use of: scholarly journals/articles, books, data cited from databases (i.e., U.S. Census, etc.), and reports (i.e., United States General Accountability Office, etc.). Citations from Internet sources that are merely web pages constructed by individuals airing their personal views are unacceptable sources. However, legitimate websites accessing refereed academic journals/reports (i.e., articles published in The Urban Institute, Journal of Urban Affairs, etc.) are legitimate resources. Utilization of articles found on www.lydiaspeakeshermind.com is not acceptable for this assignment. One way to determine if a website is acceptable or not is to ask yourself, "If the Internet did not exist, would I be able to find this article in the university library?" Newspaper or magazine articles may be used for this assignment provided they are in-depth articles on the issue, and not just commentaries or editorials. A maximum of two (2) newspaper or magazine articles are acceptable.
- (2) Students **must use American Psychological Association (APA) style** guidelines to cite sources in body of your text, and to reference your sources in the bibliography. If you need additional guidance regarding how to construct a research paper, please refer to the tips provided at the end of this syllabus and/or contact the CSU Writing Center.

Detailed information regarding the two written assignments required for this course are listed below.

Assignment #1: Students are to submit a minimum of 10 or a maximum of 15 page research paper discussing the history of an issue affecting life in urban American cities, from its inception to the present, keeping in mind if the original goals and/or objectives were reached. You may choose from the following topics for this assignment.

- (1) **No child left behind and its effects on city school districts;**
- (2) **Welfare-to-Work efforts;**
- (3) **Government health care programs for the poor;**
- (4) **Trace U.S. Supreme Court decisions regarding affirmative action;**
- (5) **Brown vs. Board of Education decision and its effects on city school districts;**
- (6) **The Great Migration of African Americans from the rural South to Northern urban areas;**
- (7) **The debate surrounding teaching English only in public schools;**
- (8) **The 1968 Federal Fair Housing Act (and as Amended in 1988);**
- (9) **Issues surrounding diversity efforts in college recruitment and on college campuses;**
- (10) **Environmental justice arguments and efforts to change public policy.**

Note: Assignment #1 is due on February 17, 2007. Late assignments will not be accepted unless previously approved by the instructor at least two weeks before the due date.

Assignment #2: Students are to submit a minimum 10 pages or a maximum of 15 pages research paper utilizing the issue you selected from the first assignment as it relates to Cleveland, Ohio. This assignment is less of a research paper and more of a field study, which ties the information presented in Assignment #1 relative to the topic selected, with its direct impact/effect on the Greater Cleveland area. This assignment requires students to conduct field interviews with members of the Cleveland community who are viewed as experts on the subject, and interviews with people directly affected by the issue, policy, or phenomenon you selected. Additional resources for this paper may include local newspaper articles, etc. that support the views presented in your paper.

Although this assignment may seem easy, it involves gathering primary and secondary data, which involves an investment of your time. You will need to skillfully weave the primary and secondary data you collect into a thoughtful, coherent paper. **To successfully complete this assignment, I would suggest you begin contacting community members and researching local media sources throughout the duration of the course. It would not be in your best interest to wait until the weekend before the paper is due to contact a government official or the director of a nonprofit organization to schedule an interview.** Students are to continue to use the reference publication and publication guidelines of the American Psychological Association (APA).

Note: Assignment #2 is due on April 14, 2007. Late assignments will not be accepted unless previously approved by the instructor at least two weeks before the due date.

Text Book(s):

Primary Textbook: *The Twenty-First Century American City: Race, Ethnicity, and Municipal Urban Life*, by Wendy Kellogg. The textbook utilized for this course can be purchased at the Cleveland State University bookstore.

Supplemental Textbook: *Race and Ethnicity in the United States: Issues and Debates*, Stephen Steinberg, editor, published by Blackwell Publishers in 2000. The first five chapters of the supplemental textbook are available via the Electronic Course Reserve (ERC) on the library web page of Cleveland State University. Students can access the ERC link from the WebCT homepage for this course or at: http://www.scholar.csuohio.edu/screen/m_course.html.

Reading Assignments: Students are responsible for reading all the chapters assigned from the book for the course. Below is a listing of the reading assignments for the course. **Additional supplemental readings may be added for weeks 11 – 15. Refer to WebCT for listing of any additional supplemental readings for weeks 11 – 15.**

Week	Chapter
1	Introduction & Chapter 1 (Steinberg)
2	Chapter 2 (Steinberg)
3	Chapter 3 (Steinberg & Kellogg)
4	Chapter 4 (Steinberg)
5	Chapter 5 (Steinberg)
6	Introduction & Chapter 1 (Kellogg)
7	Chapter 2 (Kellogg)
8	Chapter 4 (Kellogg)
9	Chapter 5 (Kellogg)
10	Chapter 6 (Kellogg)
11	TBD
12	TBD
13	TBD
14	TBD
15	TBD

Group Discussions: Students are required to participate in on-line discussions. Utilizing WebCT, **students should login every Wednesday, and submit questions/comments or thoughts relative to the reading assignments.** Students should remember to be respectful of each various opinions relative to the issues raised in the group discussions. Keep in mind the objective of the group exercises is to promote educational learning. **Students' first group discussion response will be due January 17, 2007.**

In-Class Presentation: Students are required to make a formal presentation to the class on April 21, 2007. **The presentation should be NO MORE THAN ten (10) minutes in length, with an additional five (5) minutes for questions from the audience.** Student presentations will be timed, and one (1) percentage point will be deducted for each additional minute a student takes beyond the allotted ten (10) minutes. The presentation

must include an audio-visual component and handouts for the class summarizing their presentation. Handouts prepared for the class should only highlight your presentation. For example, if you use power point in your presentation you may copy your power point presentations and use them as your handout. If you decide to copy your power point presentation, it is recommended you copy at minimum 3 slides, and a maximum of 6 slides per page. The number of handouts to be prepared for the class will be announced via WebCT the week of April 16, 2007. Student's final presentation should include information from BOTH assignments completed for the course.

Mid-Term: The **date for the mid-term is Saturday, March 10, 2007.** The mid-term for this course will be posted on WebCT under the quiz option. Students will receive a reminder via WebCT e-mail on Friday March 9, 2007 that the mid-term has been posted, and will be available to take on Saturday, March 10, 2007. Students should complete the mid-term on-line. Grades for the mid-term will be posted on WebCT. **The mid-term will only be available for students to take from 8:00 a.m. to 8:00 p.m. on Saturday March 10th only.**

Final: The **date for the final is Saturday May 5, 2007.** The term for this course will be posted on WebCT under the quiz option. Students will receive a reminder via WebCT e-mail on Friday, May 4, 2007 that the final has been posted, and will be available to take on Saturday, May 5, 2007. Students should complete the final on-line. Grades for the final will be posted on WebCT. **The final will only be available for students to take from 8:00 a.m. to 8:00 p.m. on Saturday only.**

NOTE: Students' are permitted to use reference materials (i.e., the Internet, encyclopedia, etc.) to complete the mid-term and final exams.

Course Calendar: Assignment, group discussion responses, and mid-term for UST 302 are due on the following dates. Refer to the calendar posted in WebCT for this course for an overview of the due dates set for this class.

Written Assignments Due Dates

Due Date	Written Assignments
February 17, 2007	Assignment #1
April 14, 2007	Assignment #2

Group Discussion Responses Due Dates

Due Date	Discussion Response
Every Wednesday: Beginning January 17, 2007	

Reading Schedule

Reading Schedule	Chapters
Weekly	

Mid-Term/Final Test Dates

Date Available On-Line	Test
March 10, 2007	Mid-Term
May 5, 2007	Final

Course Calendar Continued:

In-Class Presentation

Presentation Times	Presentation
April 21, 2007	Session 1
*April 28, 2007	Session 2

*This date will only be used if presentations cannot be completed on April 21, 2007.

Course Grading and Grade Scale: A letter grade will be assigned for the written assignments, group discussions, mid-term and final exam, and in-class presentation. The following is a breakdown of percentages allocated for grading components associated with this course.

Assignment # 1	20%
Assignment #2	20%
Group Discussion Participation	10%
Mid-Term Exam	20%
Final Exam	20%
In-Class Presentation	10%

The following is a breakdown of the letter grades that will be distributed in this course. Grades for the course will be posted in WebCT.

90 – 100	A
80 – 90	B
70 – 80	C
60 – 70	D
60 – Below	F

Written Assignment Evaluation: Evaluation of student papers is based on the following criteria:

Higher Order Concerns

- (1) **Focus** – The hypothesis or main point of your paper needs to be stated clearly at the beginning of the paper.
- (2) **Development** – The research i.e., literature, date, etc. utilized to support your hypothesis. More specifically, students' incorporation of quotes, paraphrases, examples, inferences, reasoning, opinions, and forecasts relative to supporting their hypothesis.
- (3) **Organization** – The organization/structure of the paper. More specifically, is the paper organized so that the paragraphs proceed from one to another in a logical style using appropriate transitions? Is the paper well organized? Did the student adhere to the APA style format suggested for this course?

Lower Order Concerns

- (1) **Style** – Style can be considered in terms of sentence patterns and diction. Are the sentence patterns varied (preferred) or all the same? Variety in style makes for a far more interesting read. Is the diction appropriate (wording, choice of words) for an upper level college assignment? Is the diction appropriate for the discipline?
- (2) **Mechanics** – Refers to the punctuation, spelling, and grammar. **Students should make sure they proofread their paper prior to submission. Points will be deducted for inappropriate punctuation, improper use of grammar, and misspelled words.**

APA Style: Student papers must include documentation of at least five (5) scholarly (i.e., periodicals, government documents, books, Internet sources, etc.). However, the bases of your paper needs to come from scholarly literature and not solely from the Internet. All of your research statements must be documented in the reference section of your paper.

The APA style utilizes in-text citations that refer to a list of sources. The following are a few examples of the APA style:

In Text Citations:

(1) **Direct Quotations**

- (A) As Davis (1982) noted,
- (B) As Berry and Smith (1980) indicated,
- (C) In the book, *The Case for the Use of Discretion* (2003).

(2) **Internet Citations within the Text of your Paper:**

- (A) In the article “Child Care Implementation,” Dr. Smith indicate... (State of Ohio, 2006).
- (B) According to a report by the United States Census... (U.S. Census, 2004).

(3) **Summary or Paraphrase:** Include the author(s) last name and the date either in a single phrase or in parenthesis at the end of the sentence. For example:

- (A) Baumgartner and Kelly (2002) agree that.... (Baumgartner and Kelly, 2002).

- (4) **Internet Citations in your References Section ONLY (Not to be used in the body of your text):** Cite material from a web site by giving the web address in parenthesis (<http://historyofcleveland.org>). If you are referring to the entire site, you do not need a bibliography entry. If you are referring to a specific document from the web site, provide a bibliography entry in the list of references. For example:

(A) "Child Care Implementation." Retrieved January 15, 2006 from Electronic Library Database on the World Wide Web: <http://www.stateofohio.gov>.

Citation Help: For additional help in utilizing APA citations refer to <http://www.apa.org/journals/webref.html> or go to the CUS library home page virtual reference site and click on the drop down list to citation guides (<http://ulib.csuohio.edu/vrd/citations.shtml>).

Where to do Research: Two excellent ways to access scholarly periodic literature is on the CSU library home page. From the CSU home page, refer to:

- (1) Find articles,
- (2) Journals and Subject Portals.

Submission of Assignments: This class is being taught entirely on-line, therefore it is imperative students manage their time and develop a work plan for the course to ensure you meet deadlines established for the submission of assignments, and exams. Students should:

- (1) Prepare and submit all assignments, discussion responses on time;
- (2) Send all correspondence/questions through WebCT e-mail;
- (3) Submit written assignments through WebCT as an e-mail attachment.
- (4) Log on to WebCT at least once a week to check for changes, updates and/or additional information relative to the class.

Late Papers: No late papers will be accepted without at least two-week prior permission of the instructor. The instructor will only grant permission for the submission of late papers based on extreme circumstances. **(Last minute requests for the submission of papers will only be accepted in cases of extreme emergencies).** Excuses such as, "I got behind in my other classes, etc.) will not warrant an extension for the submission of late assignments, group discussion responses, or the submission of the mid-term and final exams. Students are expected to complete all assignments on time.

Policies: Academic misconduct such, as plagiarism will result in an "F" grade for the course. Please see the course on WebCT for changes and/or additional information.

Use of WebCT Technology in your Workplace: For those of you that have permission to do your class work at your place of employment, keep in mind that many employers have safeguards in place that may prevent you from being able to optimize your use of WebCT.

A Word of Warning: Successful completion of an Internet based class requires students to:

- (1) Develop a work plan (schedule) for the semester to meet the demands of the course. Once a work plan is developed, students should adhere to the plan.
- (2) Stay focused.
- (3) Keep in mind the instructor will not give incompletes for the course, so you should submit papers, etc. on time to avoid penalties.
- (4) If there is an issue, notify the instructor immediately.

How to Access WebCT:


Step 1: Log into the Cleveland State University or Maxine Levin College of Urban Affairs home page, and log into the WebCT.

Step 2: Select, WebCT at CSU from the menu.

Step 3: Select, Log into: **your WebCT CE4 or Blackboard CE6 course.**

Step 4: **Under the WebCT CE4 tab, select log in to CE4 or Spring 2007 Courses in CE4.** If you select Spring 2007 Courses under the CE4 option, you will need to scroll down the menu, and select my course, 07Spring UST 302 sec 502 Contemporary Urban Issues (Slone). Selection of either the “log in to CE4” or “Spring 2007 Courses in CE4” will take you to the Login to WebCT page, where you will enter your WebCT ID and password. Enter your WebCT ID and password and click log in. You are now logged into my WebCT course for UST 302 section 502. If you do not have a WebCT account see instructions for creating your WebCT account on page 11. **Note: Do not attempt to log into WebCT using the CE6 option, you will not be able to access WebCT.**

Below is a sample of what the temporary log in page for the WebCT link looks like.

 Cleveland State is currently in the process of upgrading from WebCT version CE 4 to Blackboard Learning System CE 6. Students may have to access courses in both versions. **Logins are different for each.** More detail is provided on each login screen. Below is the list of courses for Spring 2007 that are in CE 4 and those that are in CE 6. If you have questions regarding which version you should use, please contact your instructor. [Read more about CSU's Learning Management System transition.](#) [Click here to go to the Center for eLearning Homepage.](#)

WebCT CE 4	Blackboard CE 6
-------------------	------------------------

[Log in to CE 4 >>>](#)

[Log in to CE 6 >>>](#)

[Spring 2007 Courses in CE 4](#)

[Spring 2007 Courses in CE 6](#)

[Browser Information](#)

[Browser Information](#)

[Faculty Information & Tutorials](#)

[Student FAQ](#)

[Student Information & Tutorials](#)

[Faculty FAQ](#)

[Faculty Training Events](#)

LIBRARIES CAMPUSNET ACADEMIC CALENDAR CLASS SCHEDULE CAMPUS E-MAIL DISTANCE LEARNING
--




[ACCREDITATIONS](#) | [LEGAL NOTICES](#) | [AFFIRMATIVE ACTION](#) | [EMPLOYMENT](#)

If you decide to enter WebCT via the Spring 2007 Courses in CE4 option you will need to select my course, **07Spring UST 302 sec 502 Contemporary Urban Issues (Sloane)**, from the menu below. Once you select my course from the menu, you will automatically be directed to the WebCT log in menu. You will need to enter your user ID and password on this menu to access my course on WebCT.

Term: 07Spring

Use the menus below to view the course list by Term or by Category.

View by term 07Spring View by category
Main

07Spring UST 200 sec 501, 502 Intro to Urban Studies (Swetkis)	Urban Affairs	07Spring	---	
07Spring UST 302 sec 2 Contemporary Urban Issues (Tramer)	Urban Affairs	07Spring	---	
07Spring UST 302 sec 501 Contemporary Urban Issues (Matheny)	Urban Affairs	07Spring	---	
07Spring UST 302 sec 502 Contemporary Urban Issues (Sloane)	Urban Affairs	07Spring	---	

How to Create Your “My WebCT” Account

Step 1: (COMPUTER LAB, LEVIN COLLEGE OR CAMPUS COMPUTER LAB) log in. If you are working from home, go to step 2.

If you are in the Levin College/campus computer lab, you will need to log into the computer. The login and password you use to log into the computer has no relationship to your WebCT account/password. If you do not know your login and password to sign onto a computer in the Levin College/campus computer lab, you can ask the lab attendant to use a guest account. Guest accounts are only valid for one week, so you will need to find out your lab account if you intend to continue accessing your WebCT account in the lab. Forms are available in the lab to request a login/password to access a computer in the computer lab.

Step 2: Open the browser (preferably using Microsoft Explorer or Netscape Navigator) to <http://webct.csuohio.edu>.

If you have never taken a class with a WebCT component, click on “create my WebCT ID”. Fill out the online form to create your account. **Please Note: The WebCT login and password you fill in will be the login and password you always have to use to get into your account.**

Step 3: THIS IS A ONE-TIME ONLY STEP

After you have created your “My WebCT” account, you will come to your opening screen, which has your name at the top. **Click on “add course”**. Go to **Urban Affairs** category, **07Spring UST 302 Section 502 Contemporary Urban Issues (Slone)**. Click the pencil icon all the way to the right for self-registration. Return to your “My WebCT”. The link to the course will appear in the upper right hand corner your screen.

If you used the Spring 2007 Courses in CE 4 to log in to WebCT, and you do not have a WebCT account, scroll down the course menu until you find my class, 07Spring UST 302 sec 502 Contemporary Urban Issues and click on the pencil located under the self-registration column. Click on the “create My WebCT” option and follow the directions to set-up your WebCT account. You will need to create a WebCT ID and Password, and self-register for my course. Once you have set-up your WebCT account you will be able to access my course via WebCT.

Step 4: You are now ready to begin your WebCT course.

WebCT is a web-base courseware package that can be accessed anytime; anywhere you have an Internet connection. Point your browser to <http://webct.csuohio.edu> to access your “My WebCT” page. Internet Explorer is the preferred browser; however, Netscape Navigator can be used as well. **It is not recommended that you use WebCT through AOL.** WebCT does not interface well with the AOL browser. When using Explorer or Netscape Navigator, check advanced options to make sure the java features are enabled. In Netscape Navigator the java feature is found under “edit”, “preferences”, “advanced.” Under the Microsoft VM” section, make sure all the boxes are checked and click “ok”.

If you have any questions or problems with WebCT, please contact Caryn Eucker at (216) 687-6898 or by e-mail at: caryn@urban.csuohio.edu.

Submitting Written Assignments on WebCT:

Enter the assignment section and click on the appropriate assignment. On the top, you will see the paper topic written out and the date. On the bottom half of the page you will see the section for submitting your paper. Students should utilize the following steps to submit their research papers on WebCT:

- (1) Hit the button called “upload file”. It will take you to another screen.
- (2) Hit “browse”, which will ask you to choose a file. Find your file on which ever drive (i.e., “C” drive, floppy, jump drive, CD, etc.) it is located on and open the file. The file name will then show up in the file name box.
- (3) Hit “upload”. You will return to the assignment screen. You should see your file listed in the blue box. Above it, you will see the status as un-submitted. You now need to submit the file.
- (4) Hit the button “submit assignment” on the bottom of the screen. To receive notification that your document has been successfully submitted, enter your e-mail address in the box directly above the submit assignment button. This will allow WebCT to e-mail you a notification indication your paper was successfully submitted.

YOU MUST NAME THE FILE WITH YOUR NAME. YOU MUST INCLUDE A TITLE PAGE, AND PUT YOUR LAST NAME, PAGE NUMBER, AND COURSE NUMBER ON THE PAGES OF YOUR ASSIGNMENT IN THE FOOTER ALONGSIDE THE PAGE NUMBER.

For example: (page) #, Last name, UST 302. Points will be deducted if you do not include a title page, number on your pages, include your last name, and course number in the footer of every page.

NOTE: If you are unable to successfully upload your research paper utilizing the aforementioned steps, students may also e-mail their papers as an attachment to the instructor via WebCT.